

VSO

Teacher's Guide



PREMIER EDUCATION PARTNER



Welcome!

At the VSO, we believe that...

Music is vital and essential to a well-rounded education. The VSO is committed to connecting our community to the joy of symphonic music by engaging all ages with interactive and educational programming.

40,000

Each year over 40,000 students experience the magic of live symphonic music through the VSO's School and Community Programs.

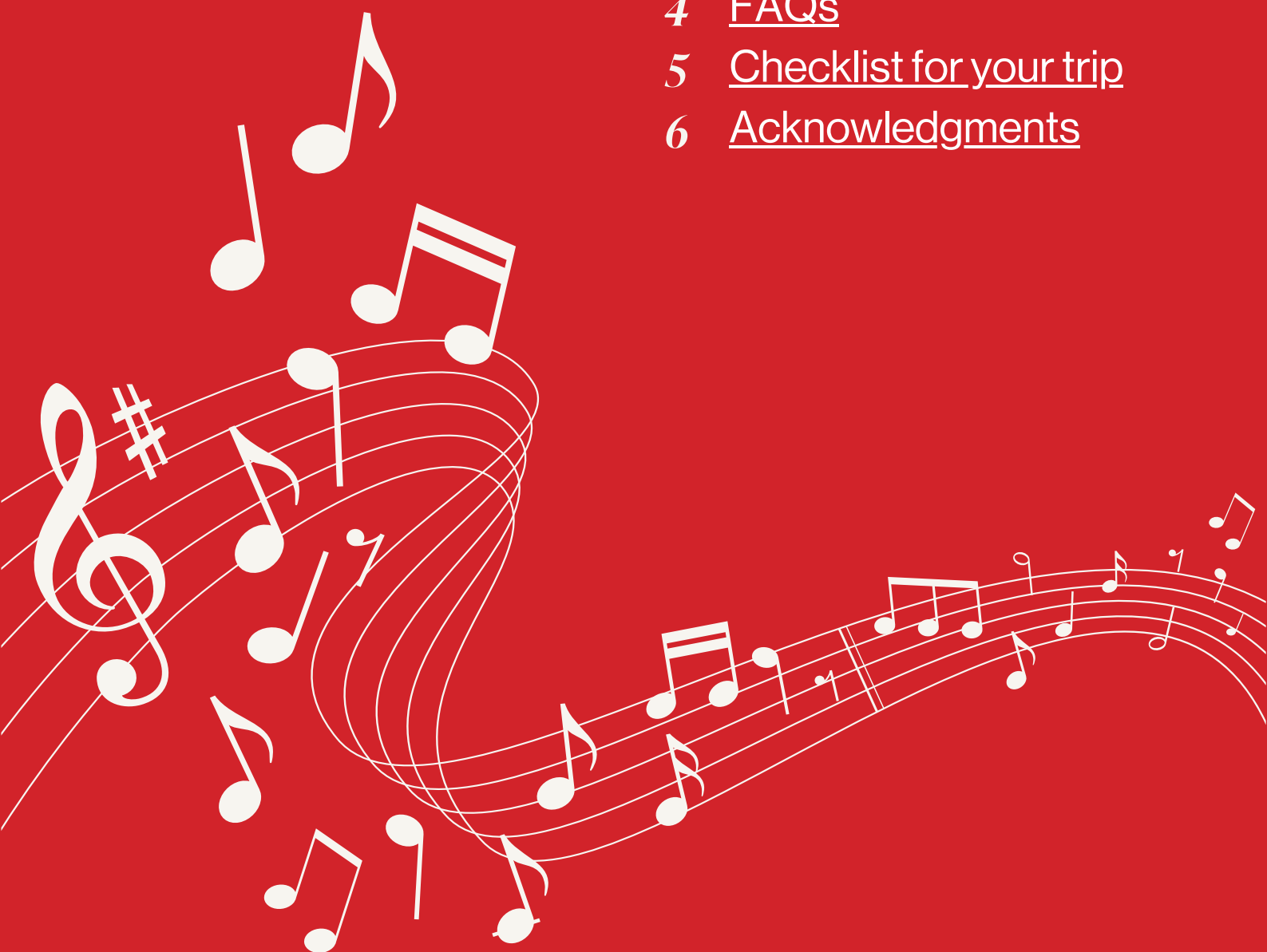


VSO

VANCOUVER
SYMPHONY
ORCHESTRA

Contents

- 1 Planning Ahead
- 2 Day of your trip
- 3 Inside The Orpheum
- 4 FAQs
- 5 Checklist for your trip
- 6 Acknowledgments



Planning Ahead

VSO Education Events

are held during the school day in addition to the weekly public concerts!

Elementary School Concerts

VSO school concerts provide K-7 students with a fun, educational, and interactive live music experience at the Orpheum Theatre, with the full orchestra!

Symphonic Encounters Open Rehearsals

Come behind the scenes of the Vancouver Symphony through Symphonic Encounters! This awe-inspiring open rehearsal program is best for grade 6 up to adults.

VSO Relaxed Performance

Relaxed Performances are a more informal environment where audience members may move around and make sounds.

VSO Workshops

Bring your school or let us come to you! We offer a selection of interactive workshops on a range of musical topics. This can be added on to a concert or open rehearsal!



Concert details and the latest updates:

VancouverSymphony.ca/Education

Where?

VSO Education Concerts and
Open Rehearsals are held at

The Orpheum

in downtown Vancouver.



At almost 100 years old, the Orpheum has hosted performances, concerts and shows of all kinds for millions of people since its opening in 1927.



For information about the **ArtStarts Cherniavsky's Mr. Music Fund**

grants to schools to assist in
purchasing student tickets, visit
[ArtStarts.com/Cherniavsky](https://artstarts.com/cherniavsky)

There are 2 ways to secure your seats:

1) Pay in full with a CREDIT CARD

Click on your preferred date and time to create an order. Orders placed online may be reassigned to ensure that groups are seated together.

2) Pay a DEPOSIT, or via CHEQUE or CASH

Please contact Charlie Bailey at Charlie.Bailey@VancouverSymphony.ca

A non-refundable deposit of 10% is required to secure space at your preferred concert. The full balance is due no later than three weeks in advance of the performance



Elementary School Concerts & Symphonic Encounters ONLY:

Free Complimentary Tickets

Teachers and Support Staff, we kindly request you reach out to Charlie.Bailey@VancouverSymphony.ca for arrangement of your free complimentary tickets alongside your students.

Do you need access to wheelchair seating?

Please contact Charlie Bailey at Charlie.Bailey@VancouverSymphony.ca

Day of your trip:

How to get to The Orpheum

**The Orpheum is located at
601 Smithe Street
Vancouver, BC V6B 3L4**



The Orpheum is located in
Downtown Vancouver and is
easily accessible via public transit
or personal vehicle.

We suggest to aim to arrive
15-30 minutes
before your concert time!

This will give you and your
students enough time to get
organized and use the bathrooms
before the concert!



Public Transit?

Expo Line SkyTrain

Granville Station

Get off the train at Granville station and walk south on Granville or on Seymour towards Smithe Street.

Canada Line SkyTrain

Vancouver City Centre Station

Get off at Vancouver City Centre station and walk south on Granville street towards Smithe Street.

Bus

The Orpheum can also be accessed by many bus lines. Check the Translink website and app for schedules and routes.



Driving?

Metropolitan Towers Lot

930 Seymour Street

Elevator access to this lot closes at 10:30pm, but the lot itself does not close until 11:59pm.

Across the Street

The closest parking lot is right across the street from The Orpheum.

Neighbourhood Parking

There are many parking lots in the neighbourhood and pay parking meters.





When you arrive...

- 1 Enter through the main doors located on Smithe Street.
- 2 Check in with one of our volunteers or staff.
- 3 After that, you will be free to head to your seats!

Running late?

No worries! We understand that sometimes things happen that cause you and your group to be late.



Please enter through the main doors as planned. We will have volunteers and staff onsite to let you and your group in during the appropriate time in between pieces.

Inside the Orpheun



Entering with your Ticket

If you have a ticket, your ticket may be scanned at the entrance. Large groups may check in as a group. You can then go up the stairs in the lobby. From there, you may go straight into the auditorium to find your seats, use the bathroom or visit in the lobby.

Washrooms

Main Lobby Level

- ✓ Women's Washroom
- ✓ Men's Washroom (follow sign pointing down)
- ✓ Wheelchair Accessible Washroom

Balcony Level

- ✓ Women's Washroom
- ✓ Men's Washroom
- ✓ Wheelchair Accessible Washroom

Unisex Bathrooms?

While we don't have labelled unisex bathrooms, you are welcome to use whichever bathrooms you feel the most comfortable in.

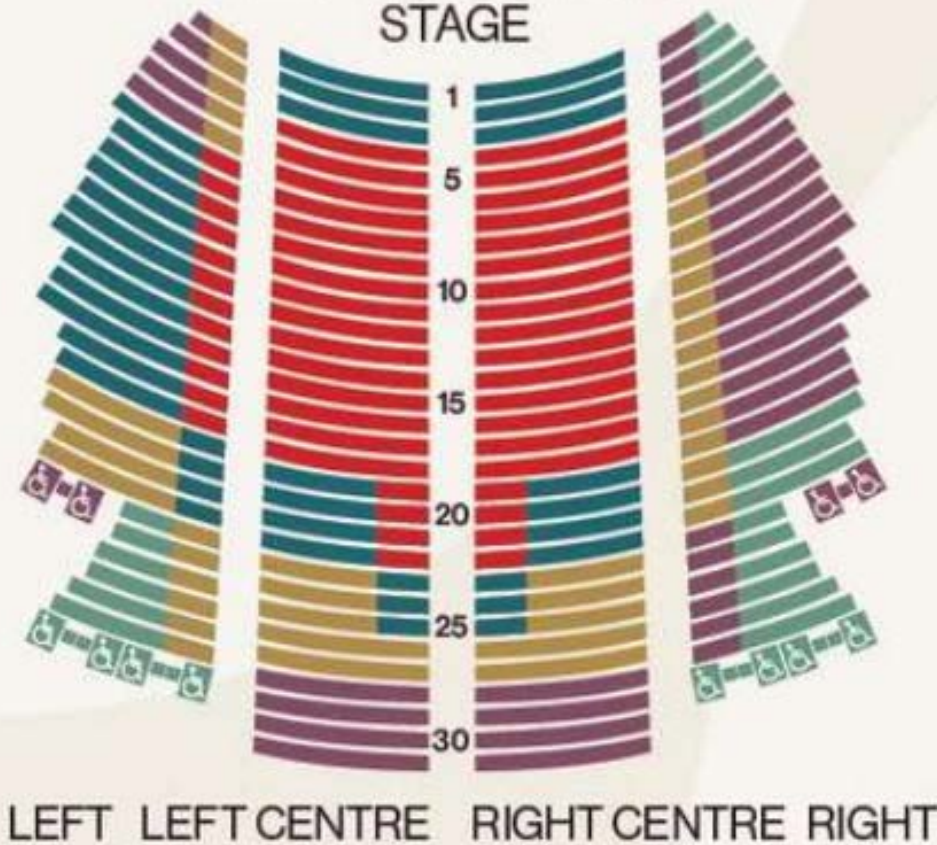
Elevators

Elevator access is available through the Smithe Street entrance. The elevator allows for access all the way up to the third floor.



ORCHESTRA

STAGE



Seating:

There are two (2) floors of seating in The Orpheum.

The lower level is the Orchestra and the upper level is the "Balcony" - which includes the Dress Circle, Lower Balcony, and Upper Balcony.

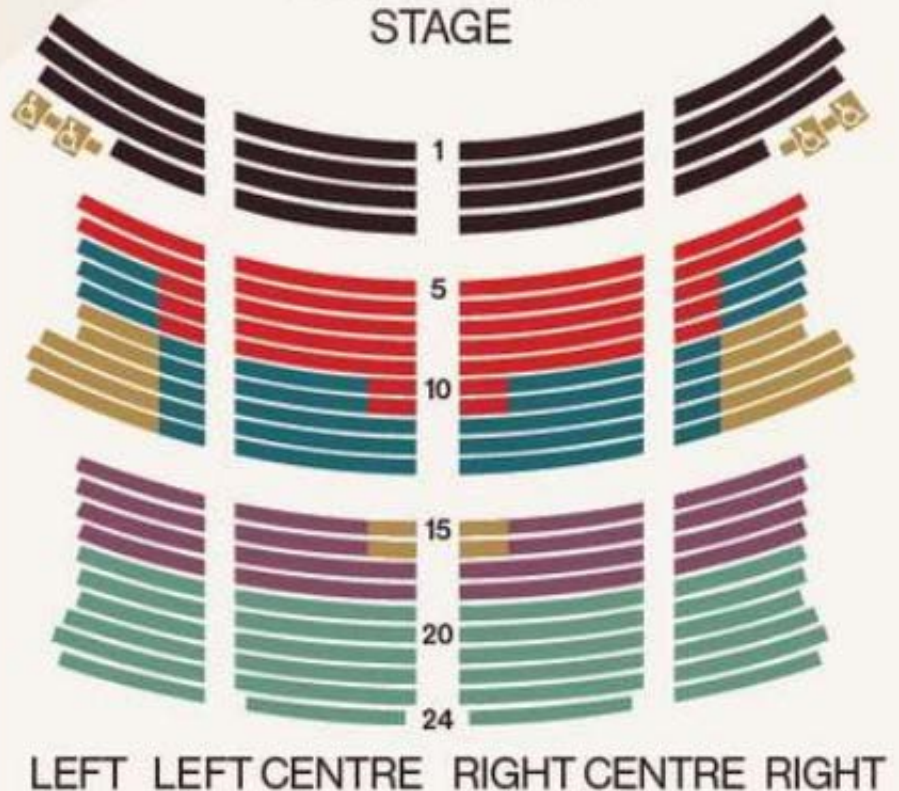
Wheelchair seating is available on the Orchestra and Dress Circle levels.

Please contact
Charlie.Bailey@VancouverSymphony.ca for wheelchair seating.

No matter where you are seated, you are able to see the concert!

BALCONY

STAGE



Audience Responsibility

We encourage...

Students to listen attentively and carefully to the concert that the musicians have been working so hard on!

Please feel free to...

Show your appreciation in whichever way you feel comfortable! Whether it be clapping or finger waving, we love to feel your appreciation!



Thank you for following our

Respectful Audience Guidelines

- Food or drink are not allowed in the Orpheum. We ask that you finish your food and drink outside of the theatre.
- Photography and recording of the performance is not allowed.
- Please turn off all phones.
- Please be respectful to those that are around you. We ask that you keep your talking and whispering to a minimal

Teachers:
Feel free to go over
what it means to be
a "good listener"
with your class!

Relaxed Performance

Relaxed Performances are casual, one-hour, performances designed to be inclusive, welcoming children and families, all neurodivergent community members, and those who simply want a more relaxed performance experience.



Elements of Relaxed Performance

What makes it special?

- **Movement & Noise**

- Movement and noise are welcome. Enjoy the concert as it fits your needs!

- **More Space**

- There will be a more limited capacity than usual, to allow for empty rows towards the back of the auditorium. This leaves space for those that would like to move around throughout the concert.

- **Informal Environment**

- House lights will be only slightly dimmed, allowing for comfort and a more informal environment.

- **Separate Relaxed Space**

- A separate relaxed space in the lobby is available if you need to step out of the concert hall.

- **Ear Plugs**

- A limited number of ear plugs are available on-site and can be requested in the lobby. Please feel free to bring your own ear coverings or sensory devices.



FAQS

FAQs

Can we take PICTURES?

Sorry, no photos and videos are permitted during the performance. You are welcome to take photos and videos before the concert or during intermission.



Is there a STUDY GUIDE ?

Yes! A study guide will be available on the website and by email 2 months in advance. The learning activities in the guide enrich the concert-going experience.

Where can we eat LUNCH?

There is no dedicated lunch area at the Orpheum theatre. The following recommendations are potential places for your group to have lunch.

There is no eating allowed in the Orpheum. Please do not eat in the Orpheum.



Incognito Cafe

Incognito Cafe is located in the lobby at the VSO School of Music.

They have lunch items, coffee and snacks. Please note that there are limited tables and chairs for their customers to use.

843 Seymour St, Vancouver BC V6B 3L4

Rainbow Park

There is a small local park about 5 minutes walk from the VSO. There is an open area where lunch can be enjoyed.

872 Richards Street, Vancouver Bc V6B 3B4



Checklist for your trip

Checklist

for a successful field trip to the Orpheum!

TWO+ months before:

- ☐ Book your school concert dates
- ☐ Check with other teachers
- ☐ Arrange for transportation
- ☐ Collect money and permission forms
- ☐ Organize parent volunteers



One MONTH before:

- ☐ Confirm final numbers with the VSO
- ☐ Let the VSO know of any accessibility needs your group has
- ☐ Ensure that full payment went through (by cheque, credit card)
- ☐ Use the study guide in your classroom

One WEEK before:

- ☐ Share this Teacher Guide with all adults attending

ONE day before:

- ☐ Review the Audience Responsibilities with students and parent volunteers

The DAY OF the field trip:

- ☐ Coming by public transit? Check for updates
- ☐ Taking the school bus? Discuss drop off and pick up locations with your bus driver and get their phone number
- ☐ Ask students to do a washroom run before the concert
- ☐ Enjoy the concert!

AFTER the field trip:

- ☐ See you for our next concert!

We would like to acknowledge our following sponsors



VSO Connects Secondary
supported by



Jean Coulthard Readings and
Mentorship Program supporters



Elementary School Concert
Ticket Donors



PAN AMERICAN
— SILVER —



Kids Concerts Sponsor



VSO ELEMENTARY SCHOOL
CONCERTS ENDOWED BY
THE JIM PATTISON FOUNDATION

VSO CONNECTS SURREY
ENDOWED BY
WERNER AND HELGA HÖING

YOUTH DEVELOPMENT AND ENGAGEMENT
PROGRAMS SUPPORTED BY
THE WILLIAM AND IRENE McEWEN FUND





*We hope to see you at our
concerts soon!*

